





## Understanding Common Laser Treatments & Benefits and Risks

This guide provides information about various commonly performed laser procedures.

 <b>LASER PERIPHERAL IRIDOTOMY (LPI)</b>	 <b>YAG CAPSULOTOMY (YAG CAP)</b>	 <b>SELECTIVE LASER TRABECULOPLASTY (SLT)</b>	 <b>PANRETINAL PHOTOCOAGULATION (PRP)</b>
<b>What is it?</b> Laser Peripheral Iridotomy (LPI) is a laser procedure to create an opening in the iris (coloured part of the eye) so that fluid can leave the drainage angle of the eye more easily. It is performed for patients with narrow angles, or angles that look like they might be prone to closure.	<b>What is it?</b> YAG Capsulotomy is a laser treatment to clear up blurry vision that sometimes happens after cataract surgery. The laser makes a small hole in the cloudy capsule behind your lens to restore clear vision.	<b>What is it?</b> Selective Laser Trabeculoplasty (SLT) is a laser treatment for glaucoma. It helps lower eye pressure by improving the fluid drainage inside your eye.	<b>What is it?</b> Panretinal Photocoagulation (PRP) is a laser treatment used to manage proliferative diabetic retinopathy. This condition causes abnormal blood vessels to grow on the retina. PRP uses laser light to create small burns on the outer areas of the retina, which helps reduce the growth of these abnormal vessels.
<b>Benefits</b> <ul style="list-style-type: none"> <li>• This laser procedure helps to prevent angle closure glaucoma, in which raised pressure in the eye can rapidly threaten vision and even lead to irreversible blindness.</li> <li>• Quick: The procedure usually takes less than 5 minutes.</li> </ul>	<b>Benefits</b> <ul style="list-style-type: none"> <li>• Restores Clear Vision: Quickly clears up blurry vision</li> <li>• Non-Invasive: Quick and usually painless</li> </ul>	<b>Benefits</b> <ul style="list-style-type: none"> <li>• Lowers Eye Pressure: Helps control glaucoma and protect your vision</li> <li>• Non-Invasive: Quick and usually painless, with minimal recovery time</li> <li>• Repeatable: Can be done more than once if needed</li> </ul>	<b>Benefits</b> <ul style="list-style-type: none"> <li>• Prevents Vision Loss: PRP helps protect your vision by stopping the growth of harmful blood vessels that can cause severe vision loss</li> <li>• Quick Recovery: The procedure is usually done in an outpatient setting, so you can go home the same day</li> <li>• Proven Treatment: PRP is a well-established and effective way to manage proliferative diabetic retinopathy</li> </ul>
<b>Risks</b> <ul style="list-style-type: none"> <li>• Inflammation: There are post-procedure drops prescribed to prevent this</li> <li>• Bleeding inside the eye</li> <li>• Raised eye pressure</li> </ul>	<b>Risks</b> <ul style="list-style-type: none"> <li>• Temporary Vision Changes: You might have blurry vision or see floaters for a short time</li> <li>• Rare Complications: Serious problems are rare but can include retinal detachment, swelling of the centre of the retina and raised eye pressure</li> </ul>	<b>Risks</b> <ul style="list-style-type: none"> <li>• Inflammation: There are post-procedure drops prescribed to prevent this</li> <li>• Temporary Pressure Spike: Eye pressure may go up for a short time, but it can be managed</li> <li>• Rare Complications: Serious issues are rare but can include corneal swelling</li> </ul>	<b>Risks</b> <ul style="list-style-type: none"> <li>• Blurry Vision: Your vision might be blurry for a short time after the treatment</li> <li>• Reduced Side Vision: You might notice some loss of peripheral (side) vision or reduced night vision after the procedure</li> <li>• Rare Issues: Serious problems are rare but can include swelling of the retina or, in very rare cases, retinal detachment</li> </ul>
<b>More Information:</b> <a href="https://www.epso.ca/vision-health/eye-conditions/glaucoma/treatments-for-glaucoma/peripheral-iridotomy/">https://www.epso.ca/vision-health/eye-conditions/glaucoma/treatments-for-glaucoma/peripheral-iridotomy/</a>	<b>More Information:</b> <a href="https://www.epso.ca/vision-health/eye-conditions/cataract/post-cataract-surgery-laser/">https://www.epso.ca/vision-health/eye-conditions/cataract/post-cataract-surgery-laser/</a>	<b>More Information:</b> <a href="https://www.epso.ca/vision-health/eye-conditions/glaucoma/treatments-for-glaucoma/slt-treatment/">https://www.epso.ca/vision-health/eye-conditions/glaucoma/treatments-for-glaucoma/slt-treatment/</a>	<b>More Information:</b> <a href="https://www.epso.ca/vision-health/eye-conditions/retinal-diseases/diabetic-retinopathy/diabetic-retinopathy-treatments/pan-retinal-photocoagulation/">https://www.epso.ca/vision-health/eye-conditions/retinal-diseases/diabetic-retinopathy/diabetic-retinopathy-treatments/pan-retinal-photocoagulation/</a>

